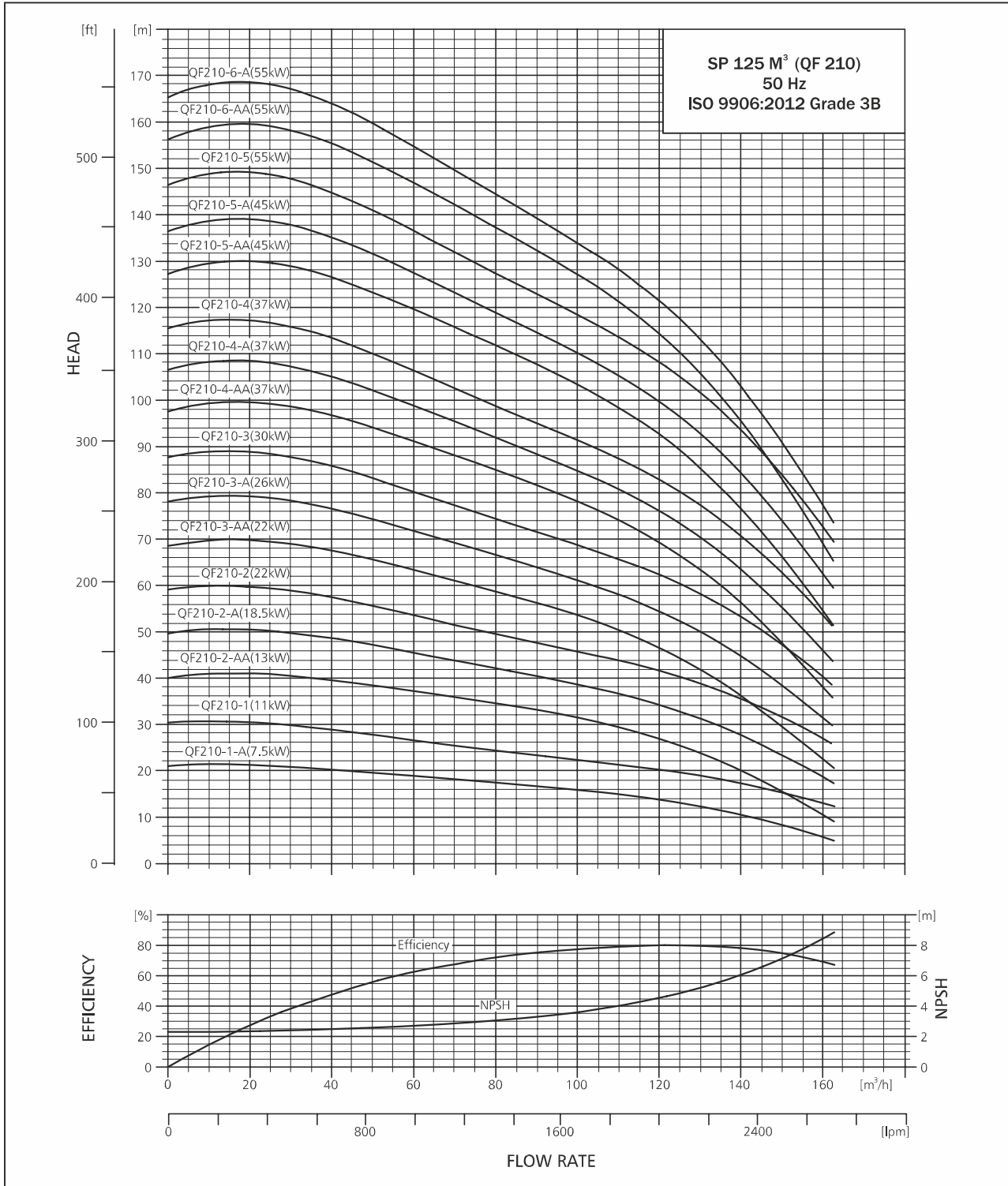


PERFORMANCE CURVE



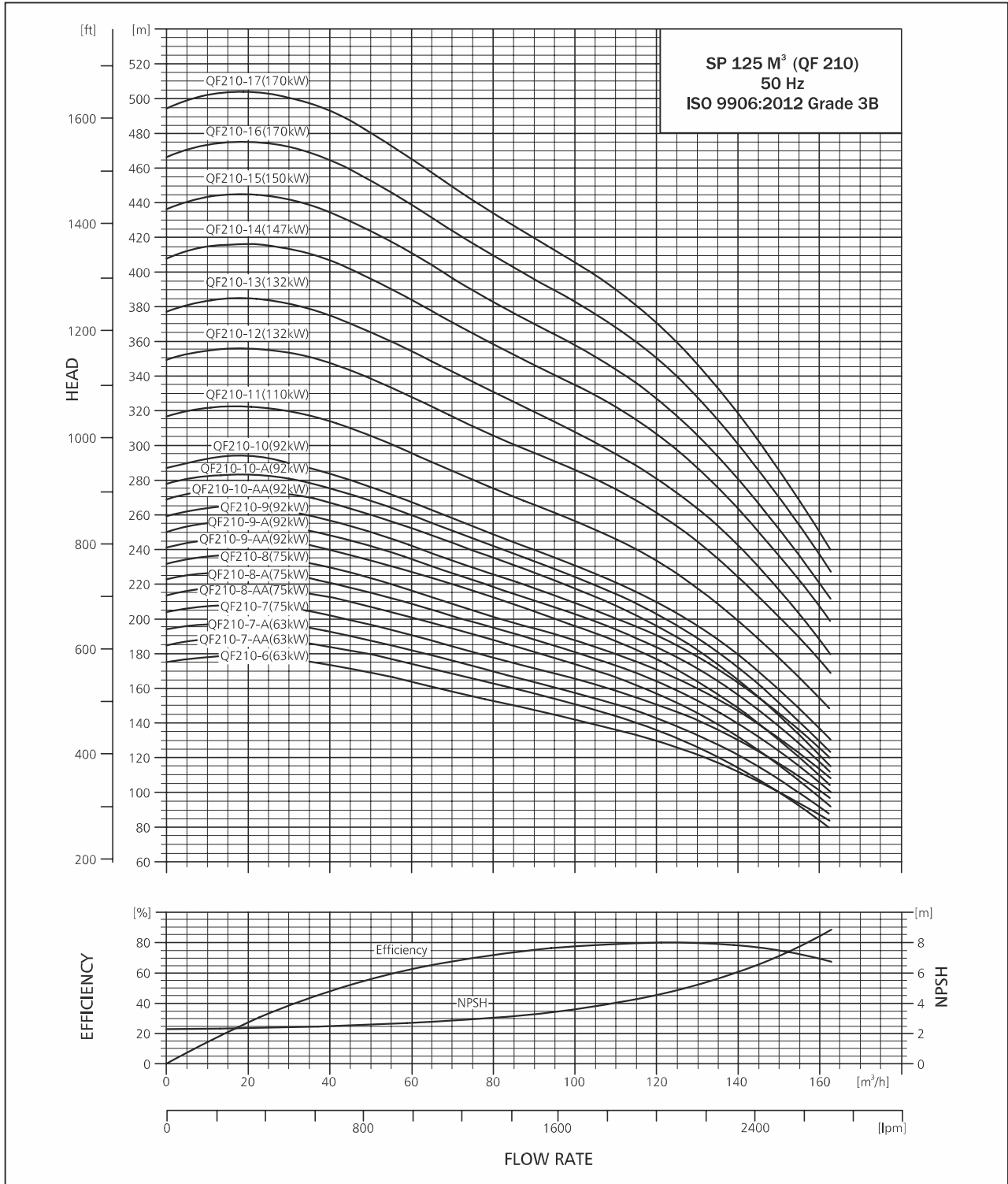
SUBMERSIBLE PUMP QF 210



PERFORMANCE CURVE



SUBMERSIBLE PUMP QF 210

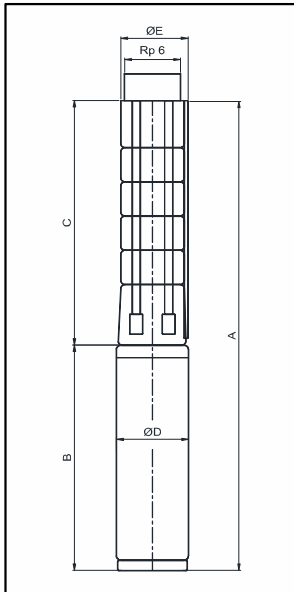


TECHNICAL DATA



SUBMERSIBLE PUMP QF 210

DIMENSIONS AND WEIGHTS



TECHNICAL DATA QF 210

PUMP TYPE	MOTOR		DIMENSIONS (mm)										NET WEIGHT (kg)	
	TYPE	POWER (kW)	Rp 6" CONNECTION				Rp 6" FLANGE				B	D	PUMP	MOTOR
			A	C	E*	E**	A	C	E*	E**				
QF210-1-A	MATASF 150	7.5	1360	641	203	206	1360	641	287	287	719	145	27	54
QF210-1	MATASF 150	11	1420	641	203	206	1420	641	287	287	779	145	27	59
QF210-2-AA	MATASF 150	13	1626	797	203	206	1626	797	287	287	829	145	33	64
QF210-2-A	MATASF 150	18.5	1716	797	203	206	1716	797	287	287	919	145	33	73
QF210-2	MATASF 150	22	1806	797	203	206	1806	797	287	287	1009	145	33	82
QF210-3-AA	MATASF 150	22	1962	953	203	206	1962	953	287	287	1009	145	39	82
QF210-3-A	MATASF 150	26	2067	953	203	206	2067	953	287	287	1114	145	39	98
QF210-3	MATASF 150	30	2167	953	203	206	2167	953	287	287	1214	145	39	107
QF210-3	MATASF 200	30	2093	953	205	208	2093	953	287	287	1140	194	39	164
QF210-4-AA	MATASF 200	37	2249	1109	205	208	2249	1109	287	287	1140	194	45	164
QF210-4-A	MATASF 200	37	2249	1109	205	208	2249	1109	287	287	1140	194	45	164
QF210-4	MATASF 200	37	2249	1109	205	208	2249	1109	287	287	1140	194	45	164
QF210-5-AA	MATASF 200	45	2495	1265	205	208	2495	1265	287	287	1230	194	51	189
QF210-5-A	MATASF 200	45	2495	1265	205	208	2495	1265	287	287	1230	194	51	189
QF210-5	MATASF 200	55	2605	1265	205	208	2605	1265	287	287	1340	194	51	203
QF210-6-AA	MATASF 200	55	2761	1421	205	208	2761	1421	287	287	1340	194	57	203
QF210-6-A	MATASF 200	55	2761	1421	205	208	2761	1421	287	287	1340	194	57	203
QF210-6	MATASF 200	63	2891	1421	205	208	2891	1421	287	287	1470	194	57	245
QF210-7-AA	MATASF 200	63	3047	1577	205	208	3047	1577	287	287	1470	194	63	245
QF210-7-A	MATASF 200	63	3047	1577	205	208	3047	1577	287	287	1470	194	63	245
QF210-7	MATASF 200	75	3137	1577	205	208	3137	1577	287	287	1560	194	63	245
QF210-8-AA	MATASF 200	75	3293	1733	205	208	3293	1733	287	287	1560	194	69	245
QF210-8-A	MATASF 200	75	3293	1733	205	208	3293	1733	287	287	1560	194	69	245
QF210-8	MATASF 200	75	3293	1733	205	208	3293	1733	287	287	1560	194	69	245
QF210-9-AA	MATASF 200	93	3629	1889	205	208	3629	1889	287	287	1740	194	75	292
QF210-9-A	MATASF 200	93	3629	1889	205	208	3629	1889	287	287	1740	194	75	292
QF210-9	MATASF 200	93	3629	1889	205	208	3629	1889	287	287	1740	194	75	292
QF210-10-AA	MATASF 200	93	3785	2045	205	208	3785	2045	287	287	1740	194	81	292
QF210-10-A	MATASF 200	93	3785	2045	205	208	3785	2045	287	287	1740	194	81	292
QF210-10	MATASF 200	93	3785	2045	205	208	3785	2045	287	287	1740	194	81	292
QF210-11	MATASF 10"	110	3731	2201	235	235	3731	2201	287	287	1530	235	88.5	315
QF210-12	MATASF 10"	130	4017	2357	235	235	4017	2357	287	287	1660	235	94.5	362
QF210-13	MATASF 10"	130	4173	2513	235	235	4173	2513	287	287	1660	235	100.5	362
QF210-14	MATASF 10"	150	4439	2669	235	235	4439	2669	287	287	1770	235	106.5	413
QF210-15	MATASF 10"	150	4595	2825	235	235	4595	2825	287	287	1770	235	112.5	413
QF210-16	MATASF 10"	170	4901	2981	235	235	4901	2981	287	287	1920	235	118.5	449
QF210-17	MATASF 10"	170	5057	3137	235	235	5057	3137	287	287	1920	235	124.5	449

* Maximum diameter of pump with one motor cable.
 ** Maximum diameter of pump with two motor cable.
 Motor type may change as per requirement.

TECHNICAL DATA



SUBMERSIBLE PUMP QF 210

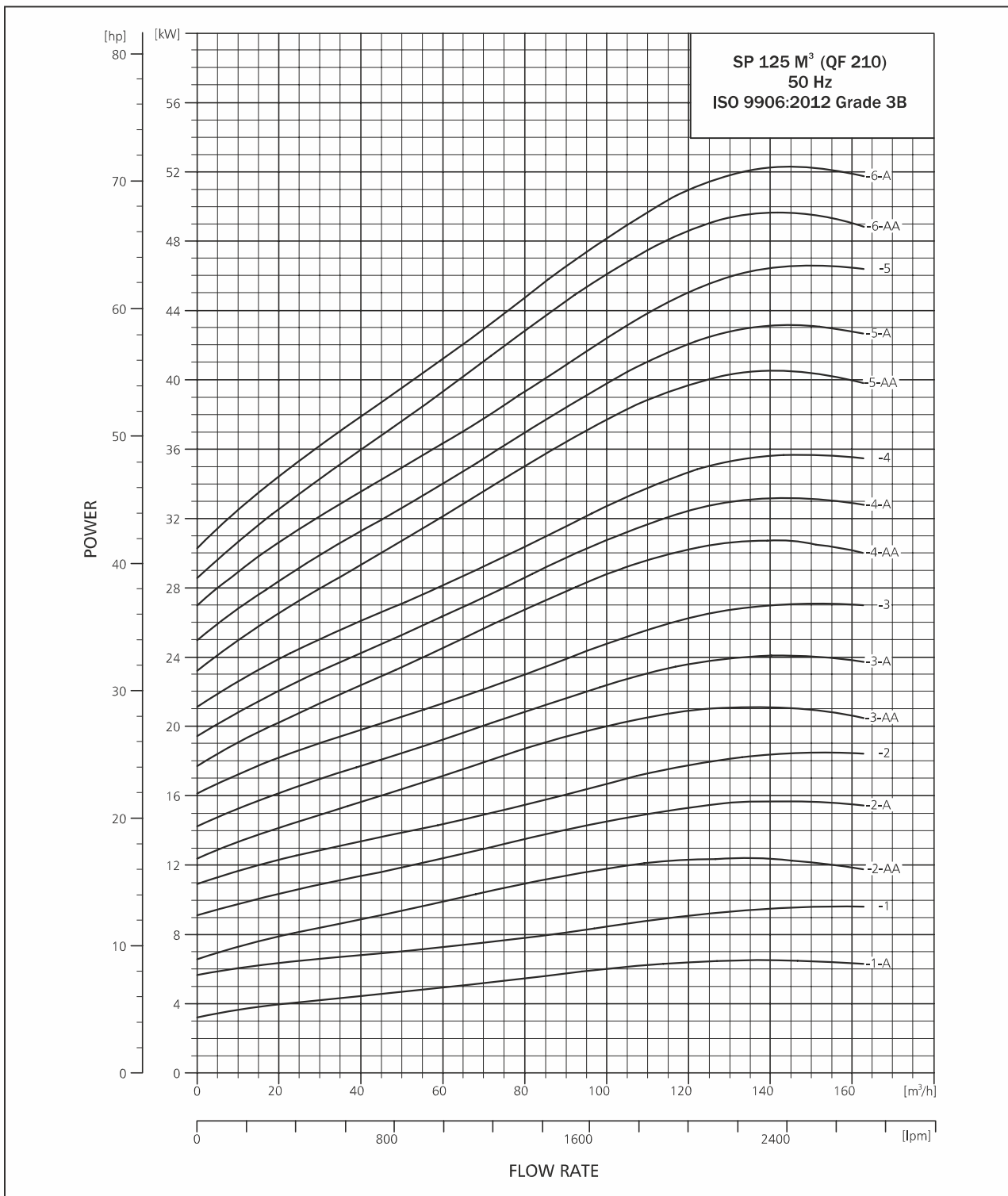
PERFORMANCE TABLE QF 210

QF-210				DISCHARGE (Q)														
				m ³ /h	0	60	70	80	90	100	110	120	130	140	150	160	162	
				l/min.	0	1000	1167	1333	1500	1667	1833	2000	2167	2333	2500	2667	2700	
MODEL	MATERIAL CODE			MOTOR RATING		TOTAL HEAD IN (m)												
	6x10	8x10	10x10	[kW]	[HP]													
QF210-1-A	9000003398	-	-	7.5	10	21	19	18	17	17	16	15	14	12	10	8	6	5
QF210-1	9000003386	-	-	11	15	30	27	25	24	23	22	21	20	19	17	15	13	12
QF210-2-AA	9000003406	-	-	13	17.5	40	37	36	35	33	31	29	27	24	20	16	11	10
QF210-2-A	9000003404	-	-	18.5	25	50	45	44	42	40	39	37	34	31	28	23	19	18
QF210-2	9000003402	-	-	22	30	59	54	52	50	48	46	44	42	39	35	32	27	26
QF210-3-AA	9000003415	-	-	22	30	69	63	61	59	56	54	50	47	42	36	30	22	21
QF210-3-A	9000003413	-	-	26	35	78	72	69	67	64	61	58	54	50	45	38	31	30
QF210-3	9000003409	9000003410	-	30	40	88	80	77	74	72	69	66	62	58	53	47	40	39
QF210-4-AA	9000003422	9000003424	-	37	50	98	91	88	85	82	78	74	69	63	56	48	38	36
QF210-4-A	9000011364	9000003421	-	37	50	107	99	95	92	88	85	81	76	70	63	55	46	44
QF210-4	9000003418	9000003419	-	37	50	116	106	102	99	95	91	87	83	77	71	63	54	52
QF210-5-AA	-	9000003429	-	45	60	127	120	116	112	108	103	98	93	85	77	66	54	52
QF210-5-A	-	9000003428	-	45	60	136	127	123	119	115	110	105	100	93	84	74	63	60
QF210-5	-	9000003426	-	55	75	146	137	132	127	123	118	114	108	102	93	84	72	70
QF210-6-AA	-	9000003436	-	55	75	156	147	142	137	132	127	121	114	106	95	83	69	66
QF210-6-A	-	9000003434	-	55	75	165	155	150	144	139	134	128	121	113	103	91	77	74
QF210-6	-	9000003432	-	63	85	175	164	158	153	147	142	136	130	122	112	100	87	84
QF210-7-AA	-	9000003442	-	63	85	185	174	168	163	157	151	144	136	126	114	100	83	80
QF210-7-A	-	9000003440	-	63	85	194	182	176	170	164	158	151	143	133	122	107	92	88
QF210-7	-	9000003438	-	75	100	204	191	184	178	172	165	159	151	142	130	117	101	97
QF210-8-AA	-	9000003447	-	75	100	214	201	194	188	181	174	166	157	146	132	116	97	93
QF210-8-A	-	9000003445	-	75	100	223	209	202	195	188	181	173	164	153	139	123	105	101
QF210-8	-	9000003443	-	75	100	232	216	209	202	195	188	180	171	160	147	131	113	109
QF210-9-AA	-	9000003451	-	93	125	241	227	219	212	204	196	187	177	164	149	130	110	105
QF210-9-A	-	9000003450	-	93	125	250	234	226	219	211	203	194	184	171	156	138	117	113
QF210-9	-	9000003449	-	93	125	260	242	234	226	218	209	201	191	178	163	146	125	121
QF210-10-AA	-	9000003389	-	93	125	269	252	244	235	227	218	208	196	182	165	144	121	117
QF210-10-A	-	9000003388	-	93	125	278	260	251	242	233	224	214	203	189	172	152	129	124
QF210-10	-	9000003387	-	93	125	287	267	258	249	240	231	221	210	196	179	159	137	132
QF210-11	-	-	9000013534	110	150	316	294	284	274	264	254	243	231	216	197	175	151	145
QF210-12	-	-	9000003391	132	177	345	321	310	299	288	277	265	252	236	215	191	165	158
QF210-13	-	-	9000010341	132	177	377	353	342	330	320	307	295	280	262	242	215	188	185
QF210-14	-	-	9000003393	150	204	406	380	368	355	345	331	318	302	282	261	232	202	199
QF210-15	-	-	9000003394	150	204	435	407	395	381	369	354	340	323	302	279	248	217	213
QF210-16	-	-	9000003395	170	230	464	434	421	406	394	378	363	345	322	298	265	231	228
QF210-17	-	-	9000003396	170	230	493	462	447	432	418	401	386	366	343	316	281	246	242

PERFORMANCE CURVE



SUBMERSIBLE PUMP QF 210



PERFORMANCE CURVE



SUBMERSIBLE PUMP QF 210

