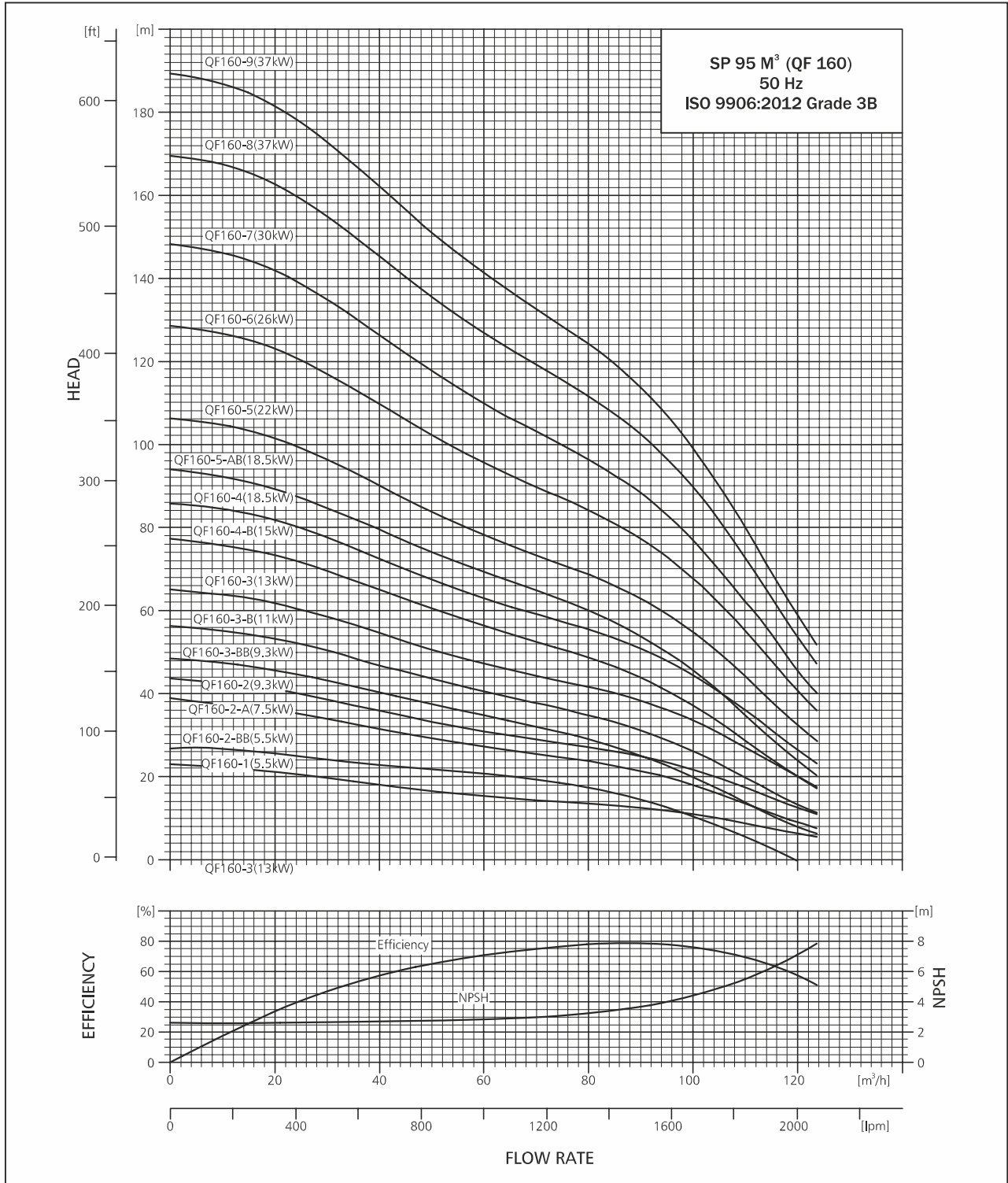


PERFORMANCE CURVE



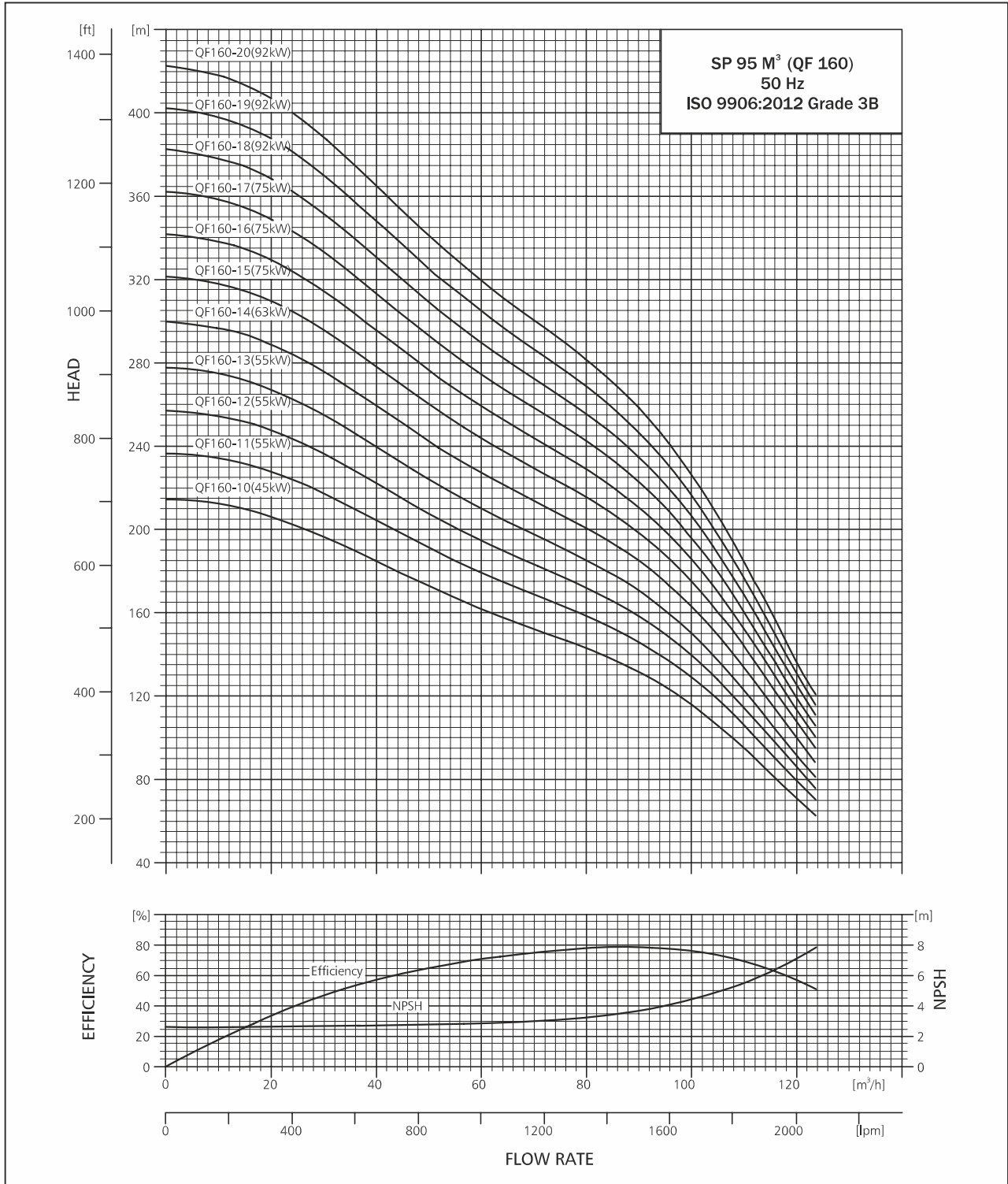
SUBMERSIBLE PUMP QF 160



PERFORMANCE CURVE

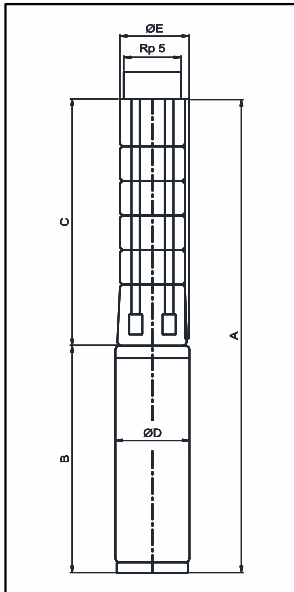


SUBMERSIBLE PUMP QF 160



SUBMERSIBLE PUMP QF 160

DIMENSIONS AND WEIGHTS



TECHNICAL DATA QF 160

PUMP TYPE	MOTOR		DIMENSIONS (mm)										NET WEIGHT (kg)	
	TYPE	POWER (kW)	Rp 5" CONNECTION				Rp 5" FLANGE				B	D	PUMP	MOTOR
			A	C	E*	E**	A	C	E*	E**				
QF160-1	MATASF 150	5.5	1319	620	168	172	1319	620	270	270	699	145	20.8	51
QF160-2-BB	MATASF 150	5.5	1447	748	168	172	1447	748	270	270	699	145	24.4	51
QF160-2-A	MATASF 150	7.5	1467	748	168	172	1467	748	270	270	719	145	24.4	54
QF160-2	MATASF 150	9.3	1497	748	168	172	1497	748	270	270	749	145	24.4	57
QF160-3-BB	MATASF 150	9.3	1625	876	168	172	1625	876	270	270	749	145	28.0	57
QF160-3-B	MATASF 150	11.0	1655	876	168	172	1655	876	270	270	779	145	28.0	59
QF160-3	MATASF 150	13.0	1705	876	168	172	1705	876	270	270	829	145	28.0	64
QF160-4-B	MATASF 150	15.0	1878	1004	168	172	1878	1004	270	270	874	145	31.6	70
QF160-4	MATASF 150	18.5	1923	1004	168	172	1923	1004	270	270	919	145	31.6	73
QF160-5-AB	MATASF 150	18.5	2051	1132	168	172	2051	1132	270	270	919	145	35.2	73
QF160-5	MATASF 150	22.0	2141	1132	168	172	2141	1132	270	270	1009	145	35.2	82
QF160-6	MATASF 150	26.0	2374	1260	168	172	2374	1260	270	270	1114	145	38.8	98
QF160-7	MATASF 150	30.0	2602	1388	168	172	2602	1388	270	270	1214	145	42.4	107
QF160-7	MATASF 200	30.0	2542	1402	194	194	2542	1402	270	270	1140	194	46.2	164
QF160-8	MATASF 200	37.0	2670	1530	194	194	2670	1530	270	270	1140	194	49.8	164
QF160-9	MATASF 200	37.0	2798	1658	194	194	2798	1658	270	270	1140	194	53.4	164
QF160-10	MATASF 200	45.0	3016	1786	194	194	3016	1786	270	270	1230	194	57.0	189
QF160-11	MATASF 200	55.0	3254	1914	194	194	3254	1914	270	270	1340	194	60.6	203
QF160-12	MATASF 200	55.0	3382	2042	194	194	3382	2042	270	270	1340	194	64.2	203
QF160-13	MATASF 200	55.0	3510	2170	194	194	3510	2170	270	270	1340	194	67.8	203
QF160-14	MATASF 200	63.0	3768	2298	194	194	3768	2298	270	270	1470	194	71.4	245
QF160-15	MATASF 200	75.0	3986	2426	194	194	3986	2426	270	270	1560	194	75.0	245
QF160-16	MATASF 200	75.0	4114	2554	194	194	4114	2554	270	270	1560	194	78.6	245
QF160-17	MATASF 200	75.0	4242	2682	194	194	4242	2682	270	270	1560	194	82.2	245
QF160-18	MATASF 200	93.0	4550	2810	194	194	4550	2810	270	270	1740	194	85.8	292
QF160-19	MATASF 200	93.0	4678	2938	194	194	4678	2938	270	270	1740	194	89.4	292
QF160-20	MATASF 200	93.0	4806	3066	194	194	4806	3066	270	270	1740	194	93.0	292

* Maximum diameter of pump with one motor cable.
 ** Maximum diameter of pump with two motor cable.
 Motor type may change as per requirement.

TECHNICAL DATA



SUBMERSIBLE PUMP QF 160

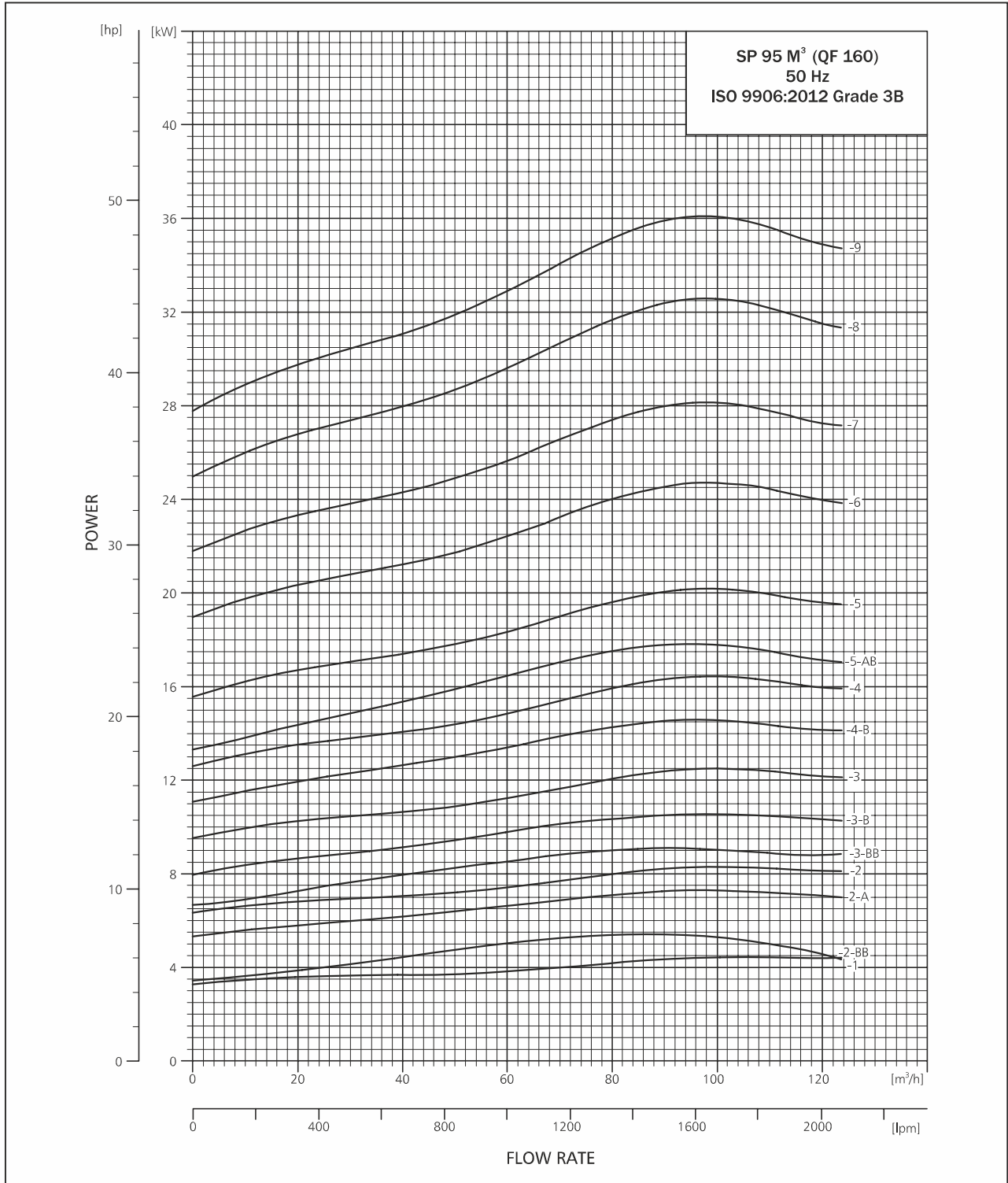
PERFORMANCE TABLE QF 160

QF-160			DISCHARGE (Q)															
			m ³ /h	0	10	20	30	40	50	60	70	80	90	100	110	120	122	
			l/min.	0	167	333	500	667	833	1000	1167	1333	1500	1667	1833	2000	2033	
MODEL	MATERIAL CODE		MOTOR RATING		TOTAL HEAD IN (m)													
	6x8	8x8	[kW]	[HP]	23	22	21	20	18	17	15	14	13	13	11	9	6	6
QF 160 - 1	9000003326	-	5,5	7,5	23	22	21	20	18	17	15	14	13	13	11	9	6	6
QF 160 - 2-BB	9000003353	-	5,5	7,5	27	27	26	24	23	22	21	19	17	14	10	5	0	-
QF 160 - 2-A	9000003347	-	7,5	10	39	38	36	34	32	29	27	26	24	21	18	14	9	8
QF 160 - 2	9000003345	-	9,3	12,5	44	43	41	39	36	33	31	29	27	25	22	17	13	12
QF 160 - 3-BB	9000003358	-	9,3	12,5	49	47	46	43	40	37	35	32	29	25	20	14	8	7
QF 160 - 3-B	9000003357	-	11	15	56	55	53	50	47	44	41	38	35	31	26	20	13	12
QF 160 - 3	9000003355	-	13	17,5	65	64	62	58	55	51	47	44	42	38	33	27	20	19
QF 160 - 4-B	9000003363	-	15	20	77	76	73	70	65	60	56	53	49	44	37	29	20	18
QF 160 - 4	9000003360	-	18,5	25	86	84	82	78	73	67	63	59	55	51	44	36	26	25
QF 160 - 5-AB	9000003368	-	18,5	25	94	92	89	85	79	74	69	65	60	54	45	35	24	22
QF 160 - 5	9000003365	-	22	30	106	105	101	96	90	84	78	73	69	63	55	44	32	30
QF 160 - 6	9000003372	-	26	35	129	127	123	117	110	102	96	90	84	77	68	55	41	38
QF 160 - 7	9000003377	-	30	40	148	146	142	135	126	118	110	103	96	88	77	62	46	43
QF 160 - 8	9000003380	9000003382	37	50	170	167	163	155	145	136	127	119	112	102	90	73	54	50
QF 160 - 9	9000011943	9000003384	37	50	189	187	182	173	162	151	141	133	124	114	99	80	59	55
QF 160 - 10	-	9000003328	45	60	214	212	206	197	185	173	162	152	143	132	116	95	71	66
QF 160 - 11	-	9000003330	55	75	237	234	228	217	205	191	179	169	158	146	129	106	79	74
QF 160 - 12	-	9000003332	55	75	257	254	248	236	222	208	195	183	172	158	140	115	86	80
QF 160 - 13	-	9000003334	55	75	278	275	267	255	240	224	210	198	185	170	150	123	92	86
QF 160 - 14	-	9000003335	63	85	300	297	289	276	259	243	227	214	201	185	163	134	100	93
QF 160 - 15	-	9000003336	75	100	321	318	310	296	278	260	244	230	215	198	175	144	107	100
QF 160 - 16	-	9000003337	75	100	342	338	329	314	296	277	259	244	229	211	186	152	114	106
QF 160 - 17	-	9000003338	75	100	362	358	349	333	313	293	275	258	242	223	196	160	120	112
QF 160 - 18	-	9000003339	93	125	382	378	368	352	331	309	290	272	255	235	206	169	125	117
QF 160 - 19	-	9000003340	93	125	402	398	388	370	348	325	305	287	269	247	216	177	131	122
QF 160 - 20	-	9000003346	93	125	423	418	407	388	365	341	320	301	281	258	226	184	137	128

PERFORMANCE CURVE



SUBMERSIBLE PUMP QF 160



PERFORMANCE CURVE



SUBMERSIBLE PUMP QF 160

