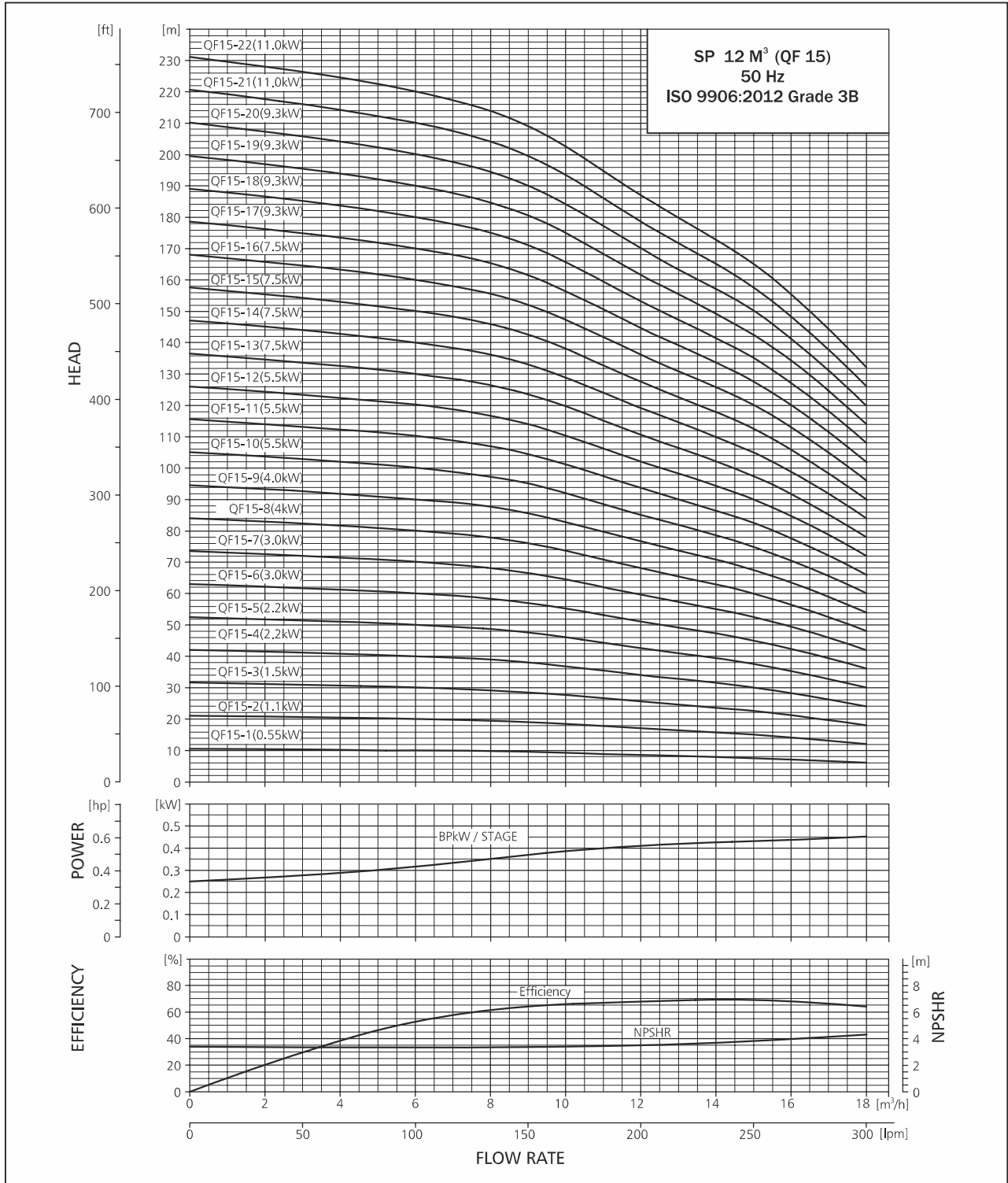


PERFORMANCE CURVE



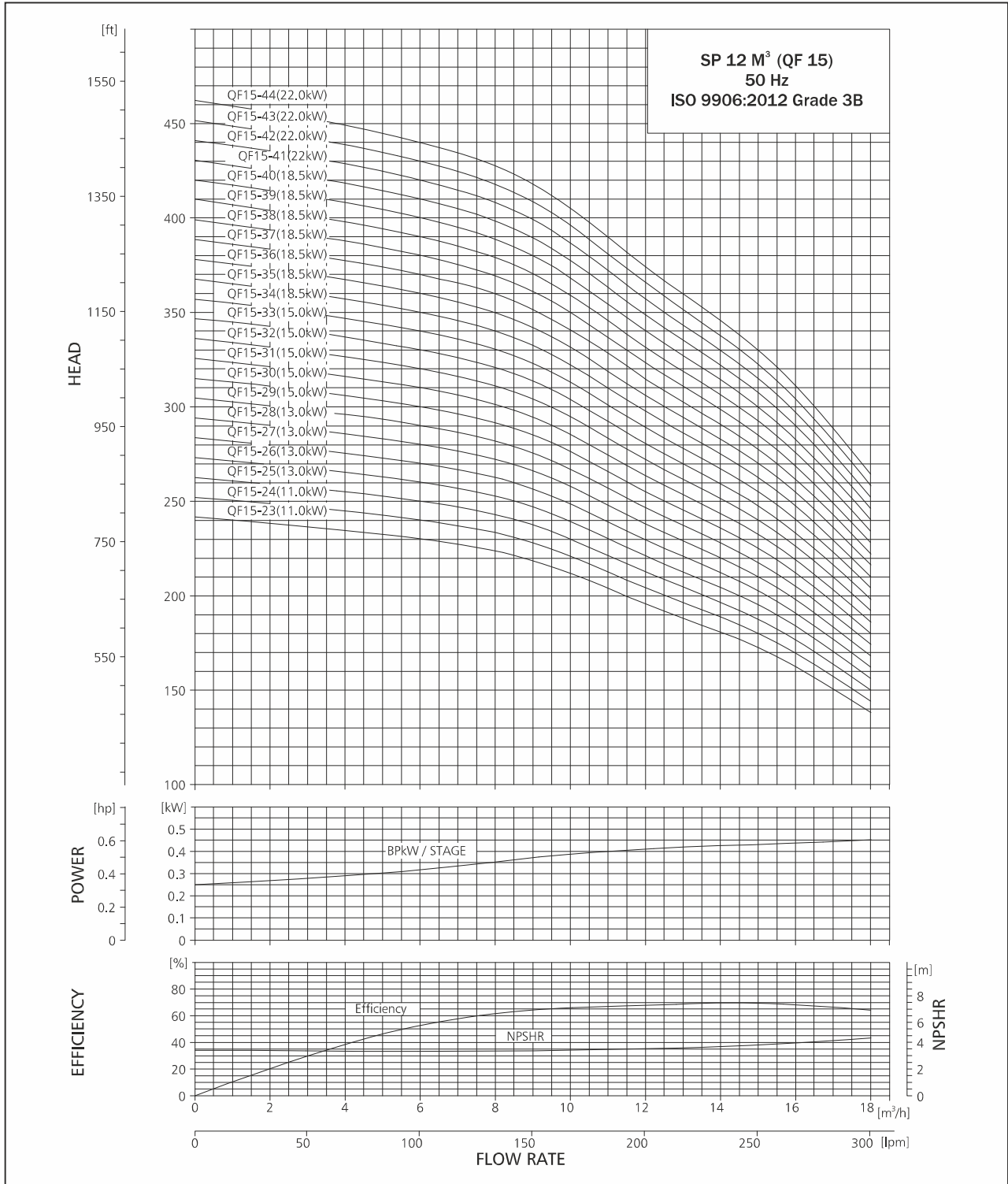
SUBMERSIBLE PUMP QF 15



PERFORMANCE CURVE



SUBMERSIBLE PUMP QF 15

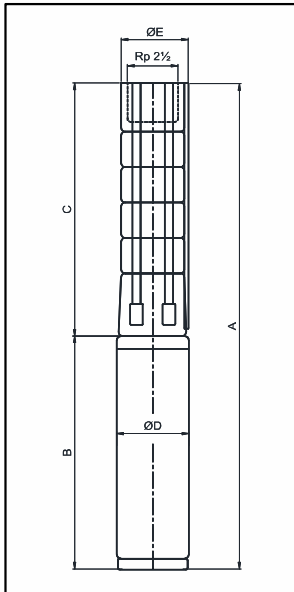


TECHNICAL DATA



SUBMERSIBLE PUMP QF 15

DIMENSIONS AND WEIGHTS



E = Maximum diameter of pump inclusive of cable guard & motor.

TECHNICAL DATA QF 15

PUMP TYPE	MOTOR		DIMENSIONS (MM)							NET WEIGHT (KG)			
	TYPE	POWER (kW)	C	B		A		D	E*	E**	PUMP	MOTOR	
				1x230V	3x220V 3x400V	1x230V	3x220V 3x400V					1x230V	3x220V 3x400V
QF 15-1	PREMIUM 100	0.55	321	291	271	612	592	95	128	-	6.7	11	11
QF 15-2	PREMIUM 100	1.1	382	339	339	721	721	95	128	-	8.0	15	15
QF 15-3	PREMIUM 100	1.5	442	404	404	846	846	95	128	-	9.3	17	17
QF 15-4	PREMIUM 100	2.2	503	538	538	1041	1041	95	128	-	10.6	24	24
QF 15-5	PREMIUM 100	2.2	563	538	538	1101	1101	95	128	-	11.9	24	24
QF 15-6	PREMIUM 100	3	624	690	578	1314	1202	95	128	-	13.2	31	26
QF 15-7	PREMIUM 100	3	684	690	578	1374	1262	95	128	-	14.5	31	26
QF 15-8	PREMIUM 100	4	745	690	690	1435	1435	95	128	-	15.8	31	31
QF 15-9	PREMIUM 100	4	805	690	690	1495	1495	95	128	-	17.1	31	31
QF 15-10	PREMIUM 100	5.5	866	-	767	-	1633	95	128	-	18.4	-	35
QF 15-11	PREMIUM 100	5.5	926	-	767	-	1693	95	128	-	19.7	-	35
QF 15-12	PREMIUM 100	5.5	987	-	767	-	1754	95	128	-	21.0	-	35
QF 15-13	PREMIUM 100	7.5	1047	-	825	-	1872	95	128	-	22.3	-	38
QF 15-14	PREMIUM 100	7.5	1108	-	825	-	1933	95	128	-	23.6	-	38
QF 15-15	PREMIUM 100	7.5	1168	-	825	-	1993	95	128	-	24.9	-	38
QF 15-16	PREMIUM 100	7.5	1229	-	825	-	2054	95	128	-	26.2	-	38
QF 15-11	MATASF 150	5.5	942	-	699	-	1641	145	145	-	21.0	-	51
QF 15-12	MATASF 150	5.5	1002	-	699	-	1701	145	145	-	22.3	-	51
QF 15-13	MATASF 150	7.5	1063	-	719	-	1782	145	145	145	23.6	-	54
QF 15-14	MATASF 150	7.5	1123	-	719	-	1842	145	145	145	24.9	-	54
QF 15-15	MATASF 150	7.5	1184	-	719	-	1903	145	145	145	26.2	-	54
QF 15-16	MATASF 150	7.5	1244	-	719	-	1963	145	145	145	27.5	-	54
QF 15-17	MATASF 150	9.3	1305	-	749	-	2054	145	145	145	28.8	-	57
QF 15-18	MATASF 150	9.3	1365	-	749	-	2114	145	145	145	30.1	-	57
QF 15-19	MATASF 150	9.3	1426	-	749	-	2175	145	145	145	31.4	-	57
QF 15-20	MATASF 150	9.3	1486	-	749	-	2235	145	145	145	32.7	-	57
QF 15-21	MATASF 150	11	1547	-	779	-	2326	145	145	145	34.0	-	59
QF 15-22	MATASF 150	11	1607	-	779	-	2386	145	145	145	35.3	-	59
QF 15-23	MATASF 150	11	1668	-	779	-	2447	145	145	145	36.6	-	59
QF 15-24	MATASF 150	11	1728	-	779	-	2507	145	145	145	37.9	-	59
QF 15-25	MATASF 150	13	1789	-	829	-	2618	145	145	145	39.2	-	64
QF 15-26	MATASF 150	13	1849	-	829	-	2678	145	145	145	40.5	-	64
QF 15-27	MATASF 150	13	1910	-	829	-	2739	145	145	145	41.8	-	64
QF 15-28	MATASF 150	13	1970	-	829	-	2799	145	145	145	43.1	-	64
QF 15-29	MATASF 150	15	2031	-	874	-	2905	145	145	145	44.4	-	70
QF 15-30	MATASF 150	15	2109	-	874	-	2983	145	145	145	45.7	-	70
QF 15-31	MATASF 150	15	2170	-	874	-	3044	145	145	145	47.0	-	70
QF 15-32	MATASF 150	15	2230	-	874	-	3104	145	145	145	48.3	-	70
QF 15-33	MATASF 150	15	2291	-	874	-	3165	145	145	145	49.6	-	70
QF 15-34	MATASF 150	18.5	2351	-	919	-	3270	145	145	145	51.4	-	73
QF 15-35	MATASF 150	18.5	2412	-	919	-	3331	145	145	145	52.7	-	73
QF 15-36	MATASF 150	18.5	2472	-	919	-	3391	145	145	145	54.0	-	73
QF 15-37	MATASF 150	18.5	2533	-	919	-	3452	145	145	145	55.3	-	73
QF 15-38	MATASF 150	18.5	2593	-	919	-	3512	145	145	145	56.6	-	73
QF 15-39	MATASF 150	18.5	2654	-	919	-	3573	145	145	145	57.9	-	73
QF 15-40	MATASF 150	18.5	2714	-	919	-	3633	145	145	145	59.2	-	73
QF 15-41	MATASF 150	22	2775	-	1009	-	3784	145	145	145	60.5	-	82
QF 15-42	MATASF 150	22	2835	-	1009	-	3844	145	145	145	61.9	-	82
QF 15-43	MATASF 150	22	2896	-	1009	-	3905	145	145	145	63.2	-	82
QF 15-44	MATASF 150	22	2956	-	1009	-	3965	145	145	145	64.5	-	82

* Maximum diameter of pump with one motor cable.

** Maximum diameter of pump with two motor cable.

Motor type may change as per requirement.

SUBMERSIBLE PUMP QF 15

PERFORMANCE TABLE QF 15

QF-15				m ³ /h		DISCHARGE (Q)									
				l/min.		0	2	6	8	10	12	14	16	18	
MODEL	CONNECTION	MATERIAL CODE		MOTOR RATING		TOTAL HEAD IN (m)									
		4x6	6x6	[kW]	[HP]	0	33.3	100	133.3	166.7	200	233.3	266.7	300	
QF15-1	Rp2"	9000002816	-	0.55	0.75	12	11	10.5	10	9.5	9	8	7	6	
QF15-2		9000002834	-	1.1	1.5	22	21	20	19	18	17	15	13	12	
QF15-3		9000002845	-	1.5	2	32	31	30	29	27	26	23	20	18	
QF15-4		9000002856	9000018397	2.2	3	42	41	40	38	36	34	30	26	24	
QF15-5		9000002862	9000002863	2.2	3	53	51	50	48	45	43	38	33	30	
QF15-6		9000002864	9000011427	3	4	63	61	60	57	54	51	45	39	36	
QF15-7		9000002865	9000011099	3	4	74	71	70	67	63	60	53	46	42	
QF15-8		9000002866	9000002867	4	5.5	84	82	80	76	72	68	60	52	48	
QF15-9		9000002868	9000002869	4	5.5	95	92	90	86	81	77	68	59	54	
QF15-10		9000002817	9000002818	5.5	7.5	105	102	100	95	90	85	75	66	60	
QF15-11		9000002819	9000002820	5.5	7.5	116	112	110	105	99	94	83	72	66	
QF15-12		9000002821	9000002822	5.5	7.5	126	122	120	114	108	102	90	79	72	
QF15-13		9000002823	9000002824	7.5	10	137	133	130	124	117	111	98	85	78	
QF15-14		9000002825	9000002826	7.5	10	147	143	140	133	126	119	105	92	84	
QF15-15		9000002827	9000002828	7.5	10	158	153	150	143	135	128	113	98	90	
QF15-16		9000002829	9000002830	7.5	10	168	163	160	152	144	136	120	105	96	
QF15-17		-	9000002831	9.3	12.5	179	173	170	162	153	145	128	111	102	
QF15-18		-	9000002832	9.3	12.5	189	184	180	171	162	153	135	118	108	
QF15-19		-	9000002833	9.3	12.5	200	194	190	181	171	162	143	124	114	
QF15-20		-	9000002835	9.3	12.5	210	204	200	190	180	170	150	131	120	
QF15-21		-	9000002836	11	15	221	214	210	200	189	179	158	138	126	
QF15-22		-	9000002837	11	15	231	224	220	209	198	187	165	144	132	
QF15-23		-	9000002838	11	15	242	235	230	219	207	196	173	151	138	
QF15-24		-	9000002839	11	15	252	245	240	228	216	204	180	157	144	
QF15-25		-	9000002840	13	17.5	263	255	250	238	225	213	188	164	150	
QF15-26		-	9000002841	13	17.5	273	265	260	247	234	221	195	170	156	
QF15-27		-	9000002842	13	17.5	284	275	270	257	243	230	203	177	162	
QF15-28		-	9000002843	13	17.5	294	286	280	266	252	238	210	183	168	
QF15-29		-	9000002844	15	20	305	296	290	276	261	247	218	190	174	
QF15-30		-	9000002846	15	20	315	306	300	285	270	255	225	197	180	
QF15-31		-	9000002847	15	20	326	316	310	295	279	264	233	203	186	
QF15-32		-	9000002848	15	20	336	326	320	304	288	272	240	210	192	
QF15-33		-	9000002849	15	20	347	337	330	314	297	281	248	216	198	
QF15-34		-	9000002850	18.5	25	357	347	340	323	306	289	255	223	204	
QF15-35		-	9000002851	18.5	25	368	357	350	333	315	298	263	229	210	
QF15-36		-	9000002852	18.5	25	378	367	360	342	324	306	270	236	216	
QF15-37		-	9000002853	18.5	25	389	377	370	352	333	315	278	242	222	
QF15-38		-	9000002854	18.5	25	399	388	380	361	342	323	285	249	228	
QF15-39		-	9000002855	18.5	25	410	398	390	371	351	332	293	255	234	
QF15-40		-	9000002857	18.5	25	420	408	400	380	360	340	300	262	240	
QF15-41		-	9000002858	22	30	431	418	410	390	369	349	308	269	246	
QF15-42		-	9000002859	22	30	441	428	420	399	378	357	315	275	252	
QF15-43		-	9000002860	22	30	452	439	430	409	387	366	323	282	258	
QF15-44		-	9000002861	22	30	462	449	440	418	396	374	330	288	264	