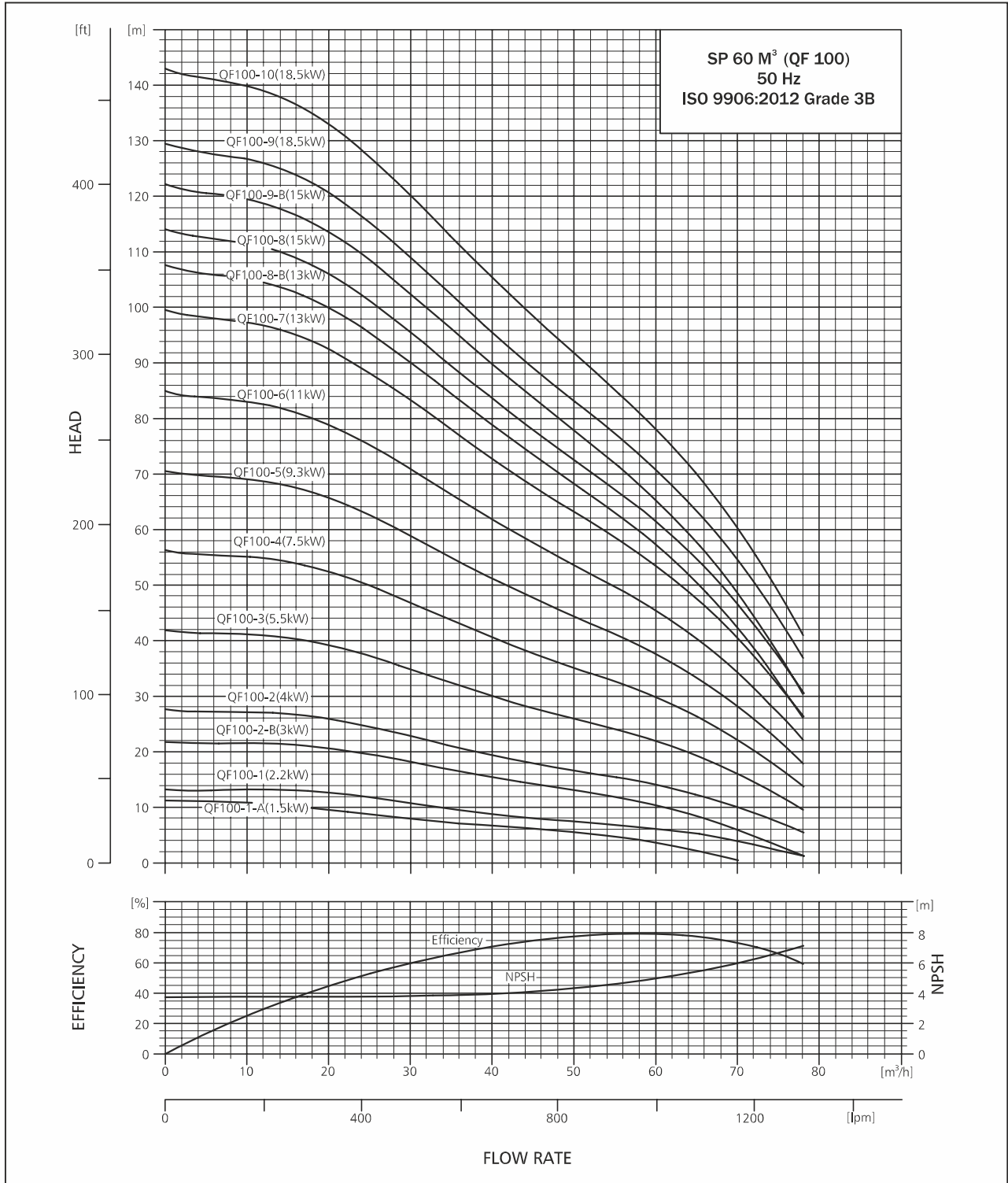


PERFORMANCE CURVE



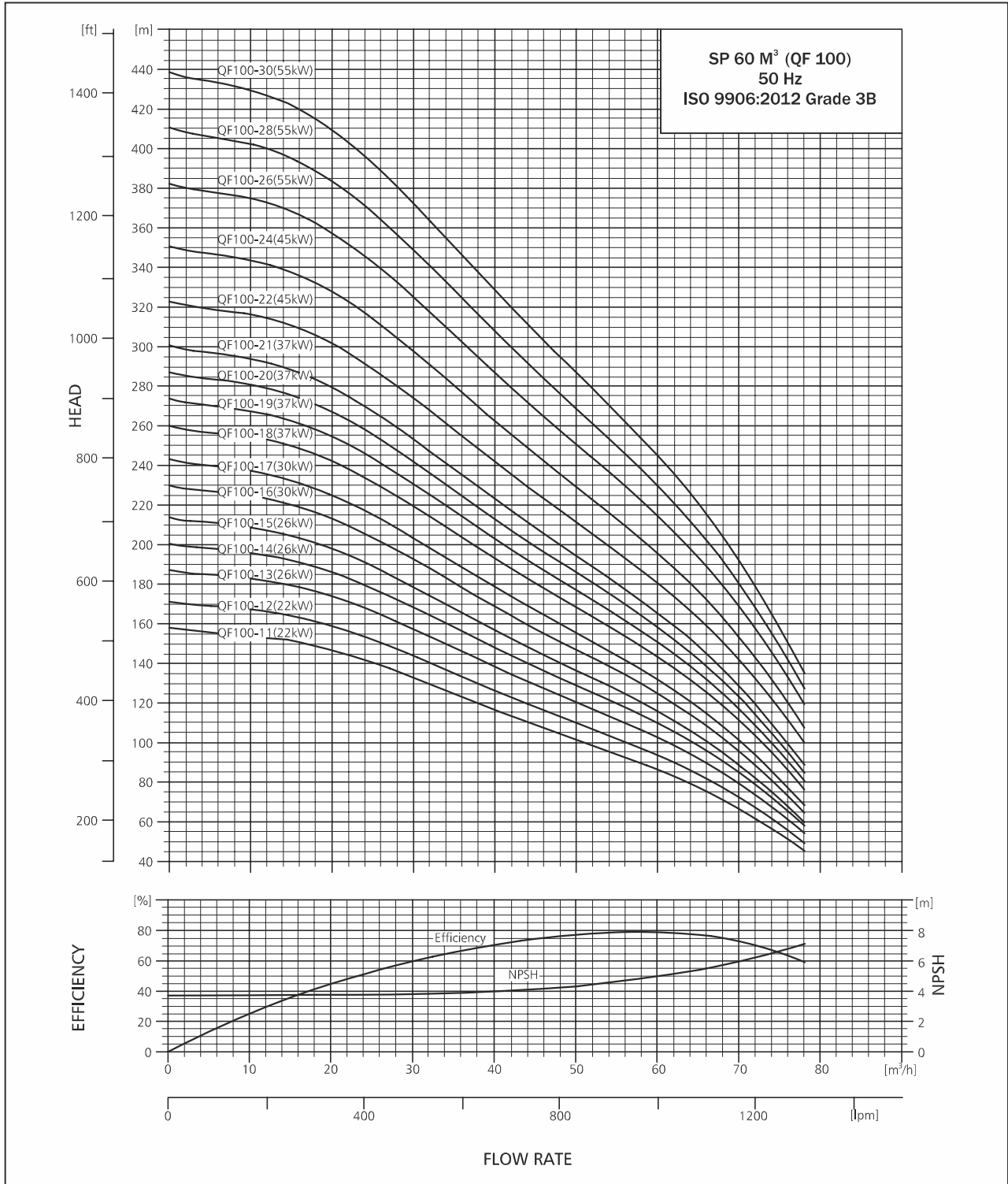
SUBMERSIBLE PUMP QF 100



PERFORMANCE CURVE



SUBMERSIBLE PUMP QF 100

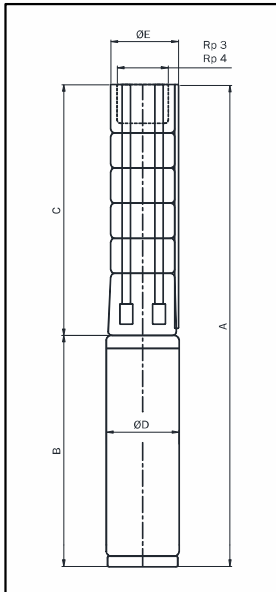


TECHNICAL DATA



SUBMERSIBLE PUMP QF 100

DIMENSIONS AND WEIGHTS



E = Maximum diameter of pump inclusive of cable guard & motor.

TECHNICAL DATA QF 100

PUMP TYPE	MOTOR		DIMENSIONS (mm)										NET WEIGHT (kg)	
	TYPE	POWER (kW)	Rp 3" CONNECTION				Rp 4" CONNECTION				B	D	PUMP	MOTOR
			A	C	E*	E**	A	C	E*	E**				
QF100-1-A	PREMIUM 100	1.5	780	376	138	-	780	376	138	-	404	95	7.8	17
QF100-1	PREMIUM 100	2.2	914	376	138	-	914	376	138	-	538	95	7.8	24
QF100-2-B	PREMIUM 100	3.0	1067	489	138	-	1067	489	138	-	578	95	10.0	26
QF100-2	PREMIUM 100	4.0	1179	489	138	-	1179	489	138	-	690	95	10.0	31
QF100-3	PREMIUM 100	5.5	1370	603	138	-	1370	603	138	-	767	95	12.2	35
QF100-4	PREMIUM 100	7.5	1540	715	145	145	1540	715	145	145	825	145	14.4	38
QF100-3	MATASF 150	5.5	1313	614	145	145	1313	614	145	145	699	145	14.2	51
QF100-4	MATASF 150	7.5	1446	727	145	145	1446	727	145	145	719	145	16.4	54
QF100-5	MATASF 150	9.3	1589	840	145	145	1589	840	145	145	749	145	18.6	57
QF100-6	MATASF 150	11	1732	953	145	145	1732	953	145	145	779	145	20.8	59
QF100-7	MATASF 150	13	1895	1066	145	145	1895	1066	145	145	829	145	23.0	64
QF100-8-B	MATASF 150	13	2008	1179	145	145	2008	1179	145	145	829	145	25.2	64
QF100-8	MATASF 150	15	2053	1179	145	145	2053	1179	145	145	874	145	25.2	70
QF100-9-B	MATASF 150	15	2166	1292	145	145	2166	1292	145	145	874	145	27.4	70
QF100-9	MATASF 150	18.5	2211	1292	145	145	2211	1292	145	145	919	145	27.4	73
QF100-10	MATASF 150	18.5	2324	1405	145	145	2324	1405	145	145	919	145	29.6	73
QF100-11	MATASF 150	22	2527	1518	145	145	2527	1518	145	145	1009	145	31.8	82
QF100-12	MATASF 150	22	2640	1631	145	145	2640	1631	145	145	1009	145	34.0	82
QF100-13	MATASF 150	26	2858	1744	145	145	2858	1744	145	145	1114	145	36.2	98
QF100-14	MATASF 150	26	2971	1857	145	145	2971	1857	145	145	1114	145	38.4	98
QF100-15	MATASF 150	26	3084	1970	145	145	3084	1970	145	145	1114	145	40.6	98
QF100-16	MATASF 150	30	3297	2083	145	145	3297	2083	145	145	1214	145	42.8	107
QF100-17	MATASF 150	30	3410	2196	145	145	3410	2196	145	145	1214	145	45.0	107
QF100-16	MATASF 200	30	3258	2118	194	194	3250	2110	194	194	1140	194	46.8	164
QF100-17	MATASF 200	30	3371	2231	194	194	3363	2223	194	194	1140	194	49.1	164
QF100-18	MATASF 200	37	3484	2344	194	194	3476	2336	194	194	1140	194	51.4	164
QF100-19	MATASF 200	37	3597	2457	194	194	3589	2449	194	194	1140	194	53.7	164
QF100-20	MATASF 200	37	3700	2560	194	194	3702	2562	194	194	1140	194	56.0	164
QF100-21	MATASF 200	37	3823	2683	194	194	3815	2675	194	194	1140	194	58.3	164
QF100-22	MATASF 200	45	4026	2796	194	194	4018	2788	194	194	1230	194	60.6	189
QF100-24	MATASF 200	45	4252	3022	194	194	4244	3014	194	194	1230	194	65.2	189
QF100-26	MATASF 200	55	4588	3248	194	194	4580	3240	194	194	1340	194	69.8	203
QF100-28	MATASF 200	55	4814	3474	194	194	4806	3466	194	194	1340	194	74.4	203
QF100-30	MATASF 200	55	5040	3700	194	194	5032	3692	194	194	1340	194	79.0	203

* Maximum diameter of pump with one motor cable.

** Maximum diameter of pump with two motor cable.

Motor type may change as per requirement.

Other type of connection is possible by means of connecting pieces. See page no. 117.

TECHNICAL DATA



SUBMERSIBLE PUMP QF 100

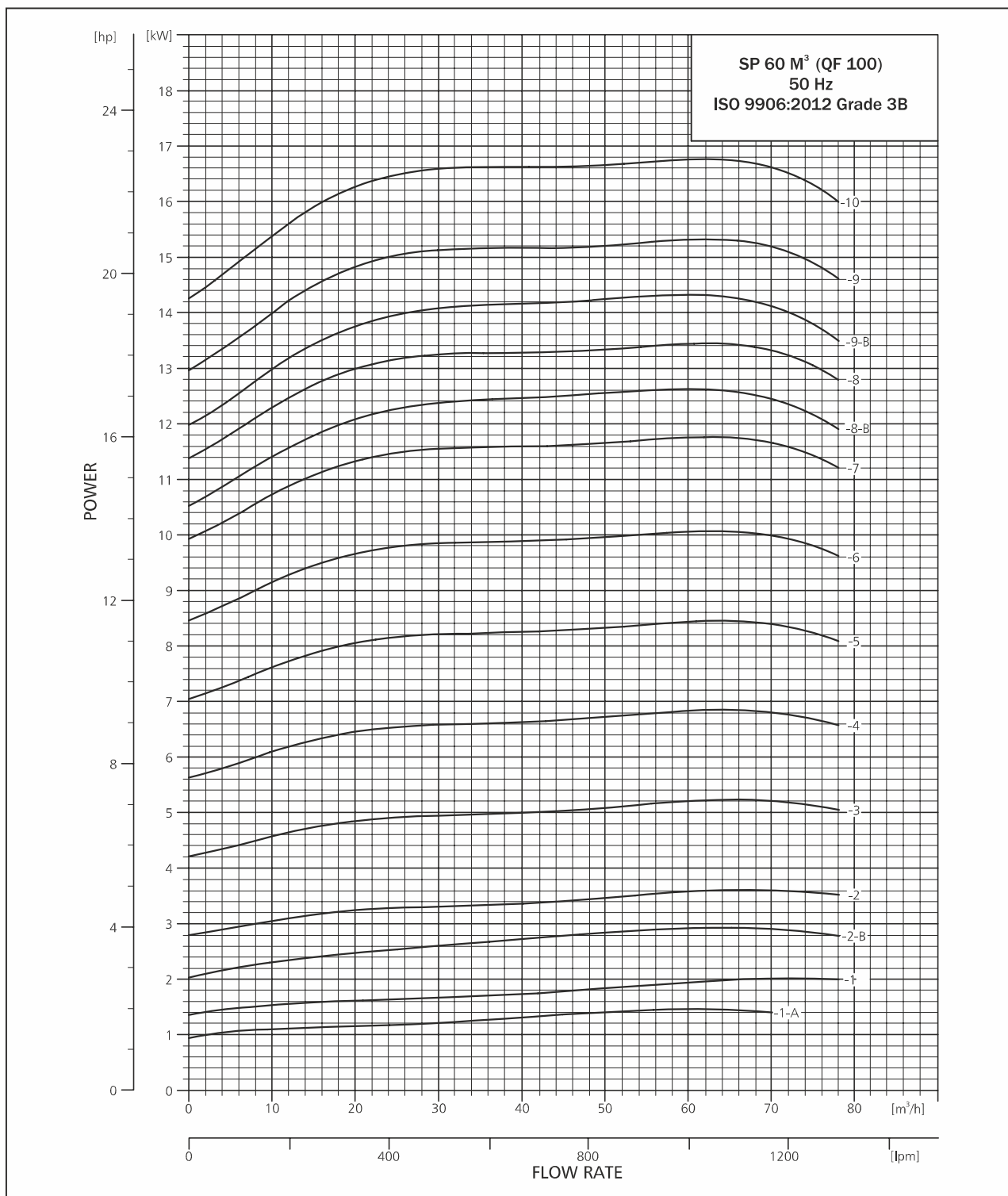
PERFORMANCE TABLE QF 100

QF-100				DISCHARGE (Q)										
				m ³ /h		0	10	20	30	40	50	60	70	78
				l/min.		0	166.7	333.3	500	666.7	833.3	1000	1166.7	1300
MODEL	MATERIAL CODE			MOTOR RATING		TOTAL HEAD IN (m)								
	4x6	6x6	8x6	[kW]	[HP]									
QF 100 1-A	9000003229	-	-	1,5	2	12	11	10	8	6	5	4	1	0
QF 100 - 1	9000003179	9000017915	-	2,2	3	14	14	13	12	11	10	8	4	1,5
QF 100 -2-B	9000003241	-	-	3	4	22	22	21	18	15	13	10	6	1
QF 100 -2	9000003181	9000003231	-	4	5,5	28	27	26	23	19	17	14	10	5
QF 100 -3	9000011341	9000003244	-	5,5	7,5	42	41	39	35	30	26	22	16	10
QF 100 -4	9000003184	9000003249	-	7,5	10	56	55	52	47	41	35	30	22	14
QF 100 -5	-	9000003251	-	9,3	12,5	71	69	66	59	51	44	38	28	18
QF 100 -6	-	9000003254	-	11	15	85	83	79	71	62	54	45	34	22
QF 100 -7	-	9000003256	-	13	17,5	99	97	92	83	73	63	53	40	26
QF 100 -8-B	-	9000017852	-	13	17,5	108	105	100	90	79	68	57	42	26
QF 100 -8	-	9000003259	-	15	20	114	112	106	96	84	73	61	47	31
QF 100 -9-B	-	9000003263	-	15	20	122	119	113	102	90	78	65	48	30
QF 100 -9	-	9000003261	-	18,5	25	129	127	121	109	95	83	71	54	37
QF 100 -10	-	9000003197	-	18,5	25	143	140	133	120	105	92	78	60	41
QF 100 -11	-	9000003201	-	22	30	158	154	147	133	116	101	86	67	45
QF 100 -12	-	9000003204	-	22	30	171	167	159	144	126	110	94	72	50
QF 100 -13	-	9000003207	-	26	35	187	183	174	157	138	120	103	79	54
QF 100 -14	-	9000003210	-	26	35	200	196	186	168	148	129	110	85	58
QF 100 -15	-	9000003212	-	26	35	214	209	198	179	157	136	116	89	60
QF 100 -16	-	9000003216	9000003218	30	40	230	224	213	192	169	147	125	96	65
QF 100 -17	-	9000003219	9000003222	30	40	243	237	225	203	179	155	132	101	69
QF 100 -18	-	9000010511	9000003225	37	50	260	254	242	219	193	168	143	111	77
QF 100 -19	-	9000003226	9000003228	37	50	274	268	255	231	203	177	151	117	81
QF 100 -20	-	9000011316	9000003233	37	50	287	281	267	242	213	186	158	123	85
QF 100 -21	-	9000003236	9000003235	37	50	301	294	279	253	223	194	166	129	89
QF 100 -22	-	9000011318	9000003237	45	60	323	316	302	274	242	211	181	142	100
QF 100 -24	-	-	9000003238	45	60	352	345	329	299	264	230	197	155	109
QF 100 -26	-	-	9000003239	55	75	381	374	356	324	286	249	213	168	118
QF 100 -28	-	-	9000003240	55	75	411	402	384	349	308	269	230	181	127
QF 100 -30	-	-	9000003245	55	75	440	431	411	374	330	287	246	194	136

PERFORMANCE CURVE



SUBMERSIBLE PUMP QF 100



PERFORMANCE CURVE

SUBMERSIBLE PUMP QF 100

